

The original, and the definitive standard.

RESILIENT WEDGE GATE VALVES

14" THROUGH 20"
MODEL 2638



AWWA C515 250 PSI • UL/FM Approved 200 PSI • NSF 61 Certified •
Full Water Way • Fusion Bond Epoxy Coated • 10 Year Limited Warranty

CLOW
CLOW CANADA

www.clowcanada.com



For Generations

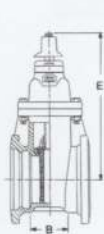
RESILIENT WEDGE VALVE

In 1975, Clow recognized the increased requirements and escalating maintenance cost of water systems in North America.

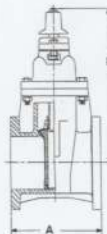
Clow responded by introducing the first R/W (Resilient Wedge) Valve in America. This introduction revolutionized the valve market in North America.

Clow is the first to introduce, and still leads in the design and technical development, of the bubble-tight resilient seating valve.

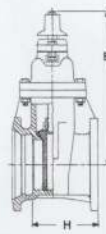
The Clow Resilient Wedge Valve, with its unique features and benefits, is the first to be manufactured with both AWWA and UL/FM approval for all water system requirements.



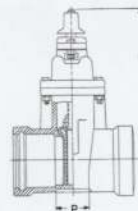
**F-6100
MECHANICAL JOINT
4" - 20"**



**F-6102
FLANGED
4" - 20"**



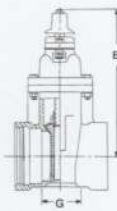
**F-6106
FLANGED X
MECHANICAL JOINT
4" - 20"**



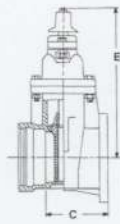
**F-6110
PUSH ON FOR
SDR PVC
4" - 12"**



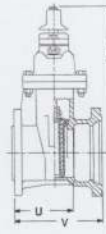
**F-6111
MECHANICAL
CUTTING IN JOINT
4" - 12"**



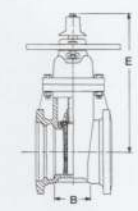
**F-6112
TYTON ENDS FOR D.I.
AND C900 PVC PIPE
4" - 16"**



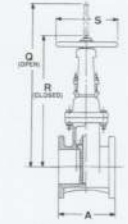
**F-6113
FLANGED X TYTON
4" - 12"**



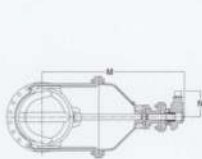
**F-6114
MECHANICAL JOINT
FOR TAPPING
4" - 20"**



**F-6120
MECHANICAL JOINT
POST INDICATOR VALVE
4" - 16"**



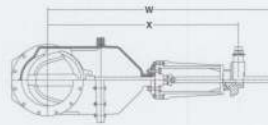
**F-6136
FLANGED OS&Y
4" - 16"**



**BEVEL GEARING
HORIZONTAL
INSTALLATION
ALL END STYLES
14" - 20"**



**SPUR GEARING
VERTICAL
INSTALLATION
ALL END STYLES
14" - 20"**



**OS&Y BEVEL GEARING
HORIZONTAL INSTALLATION
ALL END STYLES
14" - 20"**



**OS&Y SPUR
GEARING VERTICAL
INSTALLATION
ALL END STYLES
14" - 20"**

NOTE:

It is recommended that valves be installed with stems vertical when used in raw sewage or sludge applications or in water with excessive sediment. Flanged end connections not recommended for buried service.

VALVE SIZE	A	B	C	E	G	H	J	K	M	N	P	Q	R	S	U	V	NO. OF TURNS TO FULL OPEN				
																	NO GEAR	GEARED	W	X	Y
14"	15	10	—	37-3/4	10-1/2	13-1/2	52-1/8	8	48-5/8	9-1/8	—	74-3/4	59-3/4	22	13-1/4	16-3/4	52	100	76	59-7/8	64-1/2
16"	16	10	—	37-3/4	10-1/2	13	51-1/8	8	47-5/8	9-1/8	—	74-3/4	59-3/4	22	12-3/4	16-1/4	52	100	76	59-7/8	64-1/2
18"	17	11-3/4	—	—	—	14-7/8	58	12	55-3/4	10-1/8	—	—	—	—	14-5/8	18-1/8	—	189	90-7/8	70-1/8	74-5/8
20"	18	11	—	—	—	14-1/2	57	12	54-3/4	10-1/8	—	—	—	—	14-1/2	18	—	189	90-7/8	70-1/8	74-5/8

ENGINEERING FEATURES

THRUST BEARINGS

Delrin thrust bearings above and below the thrust collar reduce friction and minimize operating torques.

STAINLESS STEEL HARDWARE

304 stainless steel nuts and bolts provide long-life corrosion protection.

COPPER ALLOY STEM

Long, trouble free life with high strength, non-corrosive copper alloy stem and stem nut.

100% COATED WEDGE

100% coated wedge ensures bubble-tight seal every time up to 250 PSI. With twin seal design.

ELLIPTICAL BOLT HOLES

Hole design on MJ connection eliminates the need for anti-rotation bolts (4"–12").

EASY STORAGE

Pads on the bottom of all valves keep valve in upright position for easier storage and protection from the elements.

REPLACEABLE O-RINGS

Two O-ring seals are replaceable with the valve fully open and subjected to full-rated working pressure.

NO FLAT GASKETS


O-ring seals at stuffing box and bonnet to body flanges to ensure the best possible seal.

MINIMAL FLOW LOSS

Smooth, unobstructed waterway is free of pockets, cavities, and depressions allowing for minimal flow loss and lower pumping costs. All valves accept full size tapping cutter.

EPOXY COATING

Clow corrosion resistant fusion-bonded epoxy coating, conforming to AWWA C550 and NSF 61 Certified, protects both inside and outside of valve.



VALVE RATING: All valves are rated at 250 PSI for AWWA service and hydrostatically tested to 500 PSI. Valves through 16" are rated at 200 PSI for UL/FM service.



COMMITTED TO ENVIRONMENTAL RESPONSIBILITY

CLOW CANADA IS COMMITTED TO PROTECTING OUR NATURAL RESOURCES THROUGH ENVIRONMENTALLY RESPONSIBLE MANUFACTURING PRACTICES, INCLUDING THE USE OF 80+% RECYCLED CONTENT IN OUR HYDRANTS AND VALVES.

RECOMMENDED SPECIFICATIONS

1. Valves shall conform to the latest revision of AWWA Standard C515 covering resilient seated gate valves for water supply service.
2. The valves shall have a ductile iron body, bonnet, and O-ring plate. The wedge shall be totally encapsulated with rubber.
3. The sealing rubber shall be permanently bonded to the wedge per ASTM D429.
4. Valves shall be supplied with O-ring seals at all pressure retaining joints. No flat gaskets shall be allowed.
5. The valves shall be either non-rising stem or rising stem, opening by turning left or right, and provided with 2" square operating nut or a handwheel with the word "Open" and an arrow to indicate the direction to open.
6. Stems shall be cast copper alloy with integral collars in full compliance with AWWA. All stems shall operate with copper alloy stem nuts independent of wedge and of stem (in NRS valves).
7. Stems shall have two O-rings located above thrust collar and one O-ring below. Stem O-rings shall be replaceable with valve fully opened and subjected to full pressure. The stems on 4" – 20" shall also have two low torque thrust bearings located above and below the stem collar to reduce friction during operation.
8. Waterway shall be smooth, unobstructed and free of all pockets, cavities and depressions in the seat area. Valves 4" and larger shall accept a full size tapping cutter.
9. The body, bonnet and O-ring plate shall be fusion-bond epoxy coated, both interior and exterior on body and bonnet. Epoxy shall be applied in accordance with AWWA C550 and be NSF 61 Certified.
10. Each valve shall have maker's name, pressure rating, and year in which it was manufactured cast in the body. Prior to shipment from the factory, each valve shall be tested by hydrostatic pressure equal to the requirements of AWWA C515 (and UL/FM where applicable).
11. Valves shall have all component parts cast and assembled in the USA and shall be manufactured by the Clow Valve Company.

ISO 9001



www.clowcanada.com



1757 Burlington Str. East, P.O. Box 2849, Hamilton, Ontario. L8N 3R5
PHONE 905-548-9604 FAX 905-548-6885



For Generations