

Fig. 5110-Rubber Disc Trim

SWING CHECK VALVE w/ OUTSIDE LEVER & WEIGHT

Features

- * Valves comply with EN 12334, BS 5153, MSS SP-71 or AWWA C508
- * Working pressure PN16/ Class 125 - PN25/ Class 250
- * Working temperature -10°C to 120°C

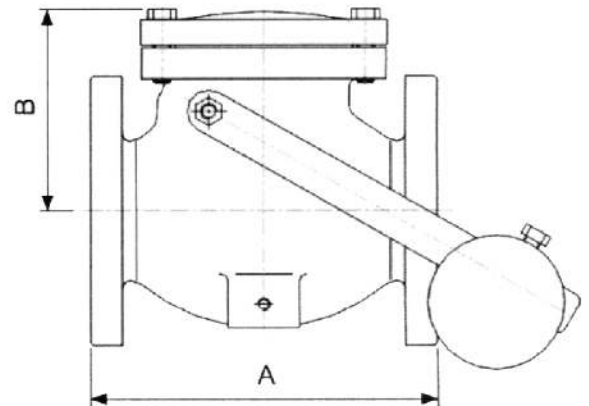


Construction

- * Seating type is resilient material to bronze seat construction
- * Flange designed to EN1092-2 PN10 / PN16, ANSI B16.1 Class 125
ANSI B16.2 Class 250, BS10 Table D/E, JIS 10K/ 16K

Materials List

| Part Name | Material | ASTM Spec |
|------------|-----------------|---------------|
| Body | Cast Iron | A126 Class B |
| Cover | Cast Iron | A126 Class B |
| Side Plug | Brass | B16, C36000 |
| Hanger Pin | Stainless Steel | AISI 304 |
| Hanger | Ductile Iron | A536-65-45-12 |
| Disc | Cast Iron | A126 Class B |
| Disc Trim | EPDM | Commercial |
| Body Trim | Bronze | B62 C83600 |
| Gasket | Graphite | Non Asbestos |
| Lever | Carbon Steel | AISI 1020 |
| Weight | Cast Iron | A126 Class B |




Dimensions (mm / Inch)

| | Size | 2" | 2.5" | 3" | 4" | 5" | 6" | 8" | 10" | 12" |
|---|------|-------|--------|-------|--------|-------|-------|--------|--------|--------|
| | mm | 203 | 216 | 241 | 292 | 330 | 356 | 495 | 622 | 699 |
| A | inch | 8 | 8 1/2 | 9 1/2 | 11 1/2 | 13 | 14 | 19 1/2 | 24 1/2 | 27 1/2 |
| | mm | 121 | 135 | 141 | 168 | 182 | 215 | 267 | 305 | 343 |
| B | inch | 4 3/4 | 5 5/16 | 5 1/2 | 6 5/8 | 7 1/5 | 8 1/2 | 10 1/2 | 12 | 13 1/2 |

Fig. 5201-300-F

SWING CHECK VALVE, FLANGED ENDS, 300 PSI
UL LISTED / FM APPROVED



Features

- * Valves comply with AWWA C508, clear waterway design
- * Working pressure 300 PSI
- * Working temperature 0.6°C to 52°C

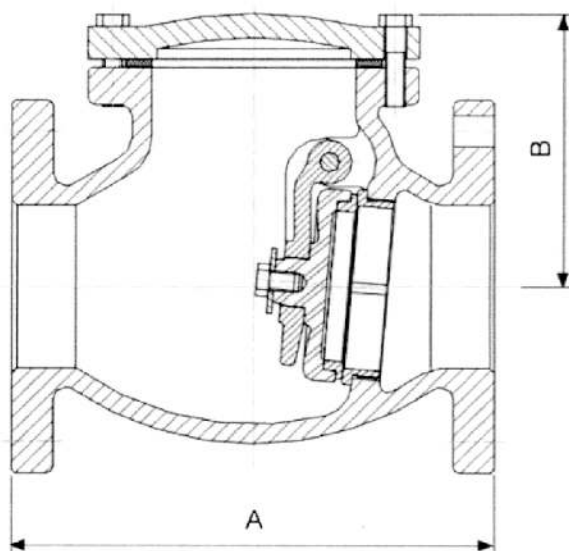
Construction

- * Seating type is resilient material to bronze seat construction
- * Two brass plugs screwed on one side of body
- * Flange designed to EN1092-2 PN10 / PN16, ANSI B16.1 Class 125 or other types
- * Working temperature 0.6°C to 52°C



Materials List

| Part Name | Material | ASTM Spec |
|--------------------|-----------------|---------------|
| Body | Ductile Iron | A536-65-45-12 |
| Seat Ring | Bronze | ASTM B62 |
| Disc Ring | EPDM | Commercial |
| Disc Ring Retainer | Bronze | ASTM B62 |
| Retainer Bolt | Stainless Steel | AISI 304 |
| Disc | Ductile Iron | A536-65-45-12 |
| Bonnet | Ductile Iron | A536-65-45-12 |
| Gasket | EPDM | Commercial |
| Hinge Pin | Stainless Steel | AISI 304 |
| Clapper Arm | Ductile Iron | A536-65-45-12 |
| Pin Plug | Stainless Steel | AISI 304 |
| NPT Plug | Brass | B16, C36000 |
| Bolt and Nut | Carbon Steel | A307 B |
| Eye Bolt | Carbon Steel | A307 B |



Dimensions (mm / Inch)

| Size | | 2" | 2.5" | 3" | 4" | 5" | 6" | 8" | 10" | 12" |
|------|------|--------|---------|-------|-------|--------|----------|--------|---------|--------|
| A | mm | 203 | 254 | 279 | 330 | 356 | 406 | 495 | 559 | 660 |
| | inch | 8 | 10 | 11 | 13 | 14 | 16 | 19 1/2 | 22 | 26 |
| B | mm | 132 | 145 | 150 | 175 | 298 | 300 | 352 | 395 | 445 |
| | inch | 5 3/16 | 5 11/16 | 5 7/8 | 6 7/8 | 11 3/4 | 11 13/16 | 13 7/8 | 15 9/16 | 17 1/2 |