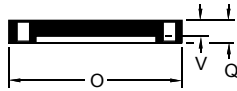




TERMINAL CITY IRON WORKS LTD.

SERVING WESTERN CANADA FOR OVER 100 YEARS


Ductile Iron Flanged Fittings



10" and Smaller

FLAT BLIND FLANGES

Size	Wt.	O	Q	V
12	85	19.0	1.25	1.25
14	120	21.0	1.38	1.38
16	155	23.5	1.44	1.44
18	190	25.0	1.56	1.56
20	250	27.5	1.69	1.69
24	380	32.0	1.88	1.88



12" and Larger

BLIND FLANGES*

Size	Wt.	O	Q	V
3	9	7.50	0.75	0.69
4	16	9.00	0.94	0.88
6	25	11.00	1.00	0.94
8	42	13.50	1.12	1.06
10	63	16.00	1.19	1.12
12	85	19.00	1.25	0.81
14	120	21.00	1.38	0.88
16	145	23.50	1.44	1.00
18	185	25.00	1.56	1.06
20	245	27.50	1.69	1.12
24	370	32.00	1.88	1.25
30	500	38.75	2.12	1.44
36	790	46.00	2.38	1.62
42	1175	53.00	2.62	1.81

* Blind Flanges can be provided tapped according to customer's requirement.

BLIND FLANGES W/2" TAP

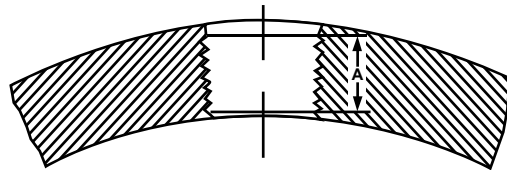
Size	Wt	O	Q	V
3	9	7.50	0.75	0.69
4	16	9.00	0.94	0.88
6	25	11.00	1.00	0.94
8	42	13.50	1.12	1.06
10	63	16.00	1.19	1.12
12	85	19.00	1.25	0.81
14	120	21.00	1.38	0.88
16	145	23.50	1.44	1.00
18	185	25.00	1.56	1.06
20	245	27.50	1.69	1.12
24	370	32.00	1.88	1.25
30	500	38.75	2.12	1.44
36	790	46.00	2.38	1.62
42	1175	53.00	2.62	1.81



Ductile Iron Flanged Fittings

TAPS AND BOSSES

Flanged Fittings may be drilled and tapped if the fitting wall thickness will provide the effective thread length as shown in the following table.



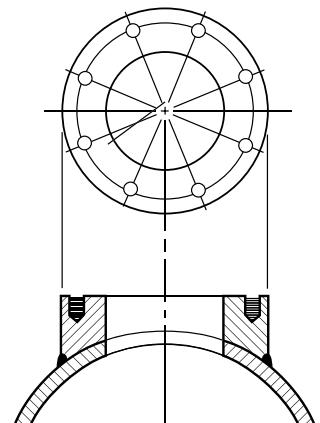
DRAIN TAPPINGS

Tap Size	3/8"	1/2"	3/4"	1"	1-1/4"	1-1/2"	2"
Length of Thread "A"	0.41"	0.53"	0.55"	0.68"	0.71"	0.72"	0.76"

These lengths are in accordance with the effective thread length as required in ANSI B2.1. If the tap size is too large to be accommodated by the standard fitting wall thickness, an integrally cast boss may be required to provide the necessary thickness for tapping.

The following will serve as a guideline for maximum tap sizes into standard fitting wall thicknesses for ANSI/AWWA C110/A21.10 Flanged Fittings:

Fitting Size	Maximum Tap Size Without Boss
3"	1/2"
4"-6"	3/4"
8"	1-1/4"
10"-16"	1-1/2"
18"-42"	2"



To accommodate larger size holes that are impractical to thread, it may be necessary to integrally cast a flanged boss to the fitting. In this case, a boss the size of a flange shall be integrally cast. The hole shall be cored or drilled at our option. The flange boss shall be faced and the bolt holes drilled and blind tapped so as not to interfere with the fitting wall thickness.